

Dear Customers,

Thank you for visiting our website. We hope you enjoy yourself while you are here and are able to find lots of great information on natural and organic foods. You can also print coupons from our website! Click on the coupon tab on the left-hand column of our website. You may find *TWO* different types of coupons there: MOM's **In-Store Coupons** and **Mambo Sprouts E-Coupons**. NOTE: Our website will allow you to print MOM's **In-Store Coupons** innumerable times by repeating the following steps; however, **Mambo Sprouts** will only let you print theirs once.

PRINTING MOM'S IN-STORE COUPONS

MOM's **In-Store Coupons** are designed to pass our savings on to you, our customer. It's as fast and easy as 1, 2, 3!

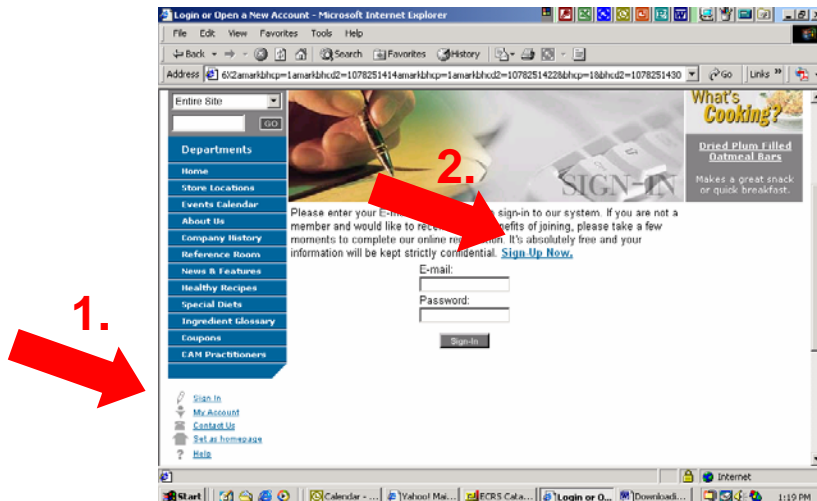
1. Once you have selected the **In-Store Coupon** you wish to print, click on the **PRINT** button.
2. Next, you will be prompted to **enter your email address**. We may already have your email address. That's okay. The website will only allow you to go on to the next step if you enter your email address, so even if we already have it, you will have to enter it again. ☺
3. Finally, a print dialog window will appear. Don't miss it! It may be behind your other windows. Just send it to your printer and **PRESTO! SAVINGS!**

PRINTING MAMBO SPROUTS COUPONS (FAQ's)

Q: I signed up to receive a free newsletter. Why am I prompted to enter my user name and password when I try to print Mambo Sprouts coupons?

A: When you sign up to receive a free newsletter, you are a Newsletter Subscriber. In order to print Mambo Sprouts coupons you must become a Registered User.

Directions: Click on the "**Sign In**" tab on the left-hand column, then click on "**Sign-Up Now.**" You will be prompted to **complete the registration form**. Once complete, you will then be logged into MOM's site and can continue to browse coupons and other areas of our site. NOTE: The information you provide is completely confidential; MOM's does not sell any of our customer emails to outside enterprises.



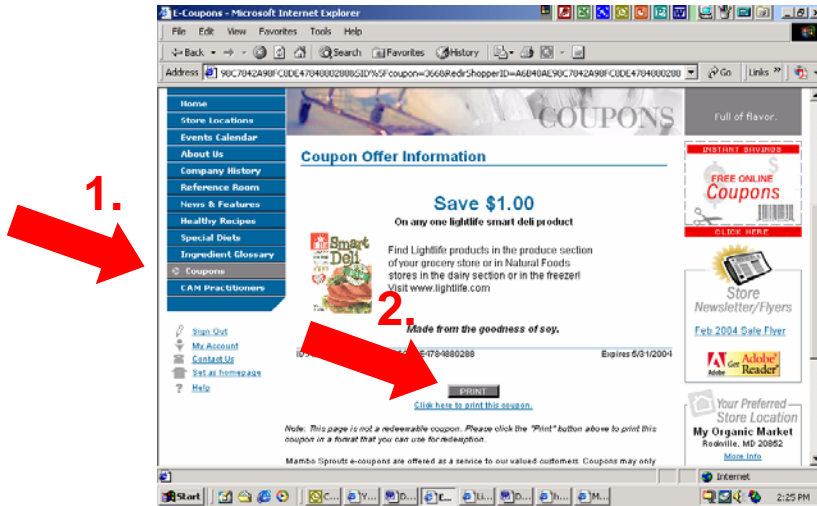
Q: How do I download coupons from My Organic Market's website?

A: Downloading Mambo Sprouts coupons from My Organic Market's website is quick and easy. Just follow these **three simple steps** to acquire low, low prices:

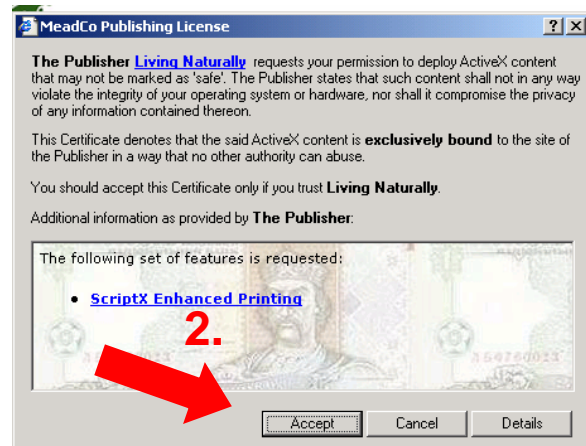
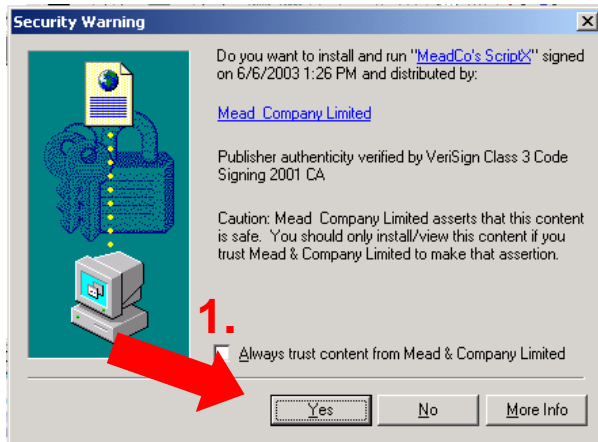
Continued on Page 2 →

FIRST, while logged in with your user name and password (see Registered User question above), go to the COUPON'S tab on MOM's website and **select the Mambo Sprout's coupon** you wish to print.

SECOND, click **PRINT**. NOTE: Mambo Sprouts allows you to print each coupon only once.



THEN, if the printing application ScriptX is not already installed on your computer, you will be prompted to download it now.



ScriptX is a free download, which enables you to securely print Mambo Sprouts coupons.

- ✓ *Compatible with* all versions of Internet Explorer from IE 4.01 SP1 to IE 6.0 SP1 on Microsoft operating systems from Windows 95 to Windows XP.
- ✓ Enables the *secure application* of custom Print Templates to browser-based content in IE 5.5 and above.
- ✓ ScriptX printing functionality *at no charge*.

Sorry for the inconvenience, **ScriptX** is currently **not compatible** with **Macintosh** computers or browsers other than Internet Explorer, such as **Netscape**.

THIRD, follow prompts to **print your desired coupon**. **FINALLY**, before leaving MOM's website, click **"Sign Out"** on the left-hand column.

Should you require any further assistance,
 please contact customerservice@myorganicmarket.com.